



US00D703719S

(12) **United States Design Patent**
Boyle et al.

(10) **Patent No.:** **US D703,719 S**

(45) **Date of Patent:** **** Apr. 29, 2014**

(54) **ELECTRONIC COMMUNICATION DEVICE**

(75) Inventors: **Christopher T. Boyle**, San Antonio, TX (US); **Scott Taylor**, San Antonio, TX (US); **Alexander G. Sammons**, San Antonio, TX (US); **John T. O'Callaghan**, San Antonio, TX (US); **Christian Elder**, Baltimore, MD (US)

(73) Assignee: **H4 Engineering, Inc.**, San Antonio, TX (US)

(**) Term: **14 Years**

(21) Appl. No.: **29/414,910**

(22) Filed: **Mar. 5, 2012**

(51) **LOC (10) Cl.** **16-05**

(52) **U.S. Cl.** **D16/237**

(58) **Field of Classification Search**

USPC D16/237, 239, 240; D26/24, 37-38, 63, D26/110, 113, 129; 362/3, 16-18, 182, 552, 362/612; D13/180, 182, 103, 107, 108; D9/432; D7/601-608

See application file for complete search history.

(56) **References Cited**

U.S. PATENT DOCUMENTS

D374,858 S * 10/1996 Chu D13/108
D427,965 S * 7/2000 Wu D13/107

D484,797 S * 1/2004 Kipperman et al. D9/424
D544,437 S * 6/2007 Hussaini et al. D13/107
D556,571 S * 12/2007 Jalet D9/432
D557,204 S * 12/2007 Panebianco et al. D13/103
D643,808 S * 8/2011 Shaper D13/103
D654,018 S * 2/2012 Conley et al. D13/107
D659,091 S * 5/2012 Sasada et al. D13/107
D680,952 S * 4/2013 Henderson et al. D13/108

* cited by examiner

Primary Examiner — Susan Bennett Hattan

Assistant Examiner — Vy Koenig

(74) *Attorney, Agent, or Firm* — Michael D. Volk, Jr.

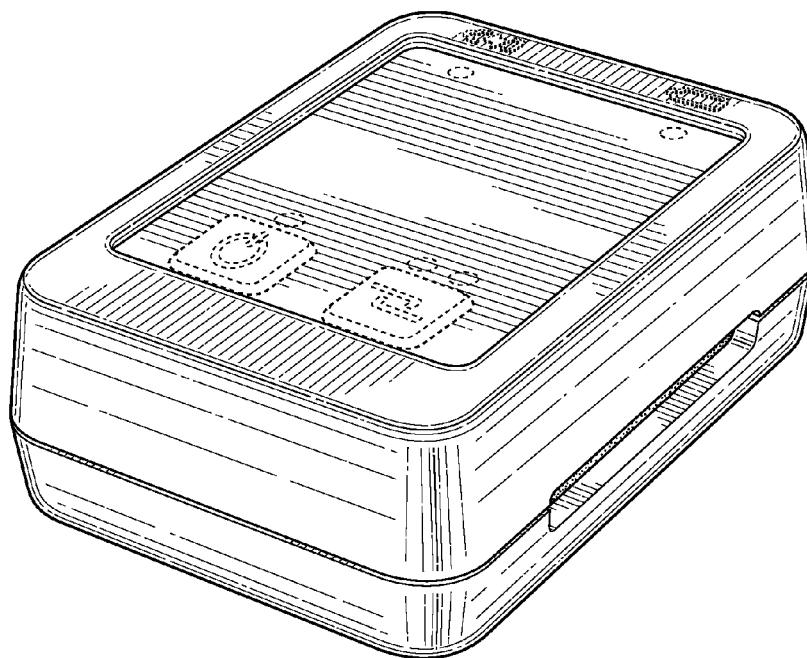
(57) **CLAIM**

The ornamental design for an electronic communication device, as shown and described.

DESCRIPTION

FIG. 1 is an isometric perspective view of our design; FIG. 2 is a front elevation view thereof; FIG. 3 is a back elevation view thereof; FIG. 4 is a top plan view thereof; FIG. 5 is a bottom plan view thereof; FIG. 6 is a left side elevation view thereof; and, FIG. 7 is a right side elevation view thereof. The broken lines in the drawings depict features that form no part of the claimed design.

1 Claim, 4 Drawing Sheets



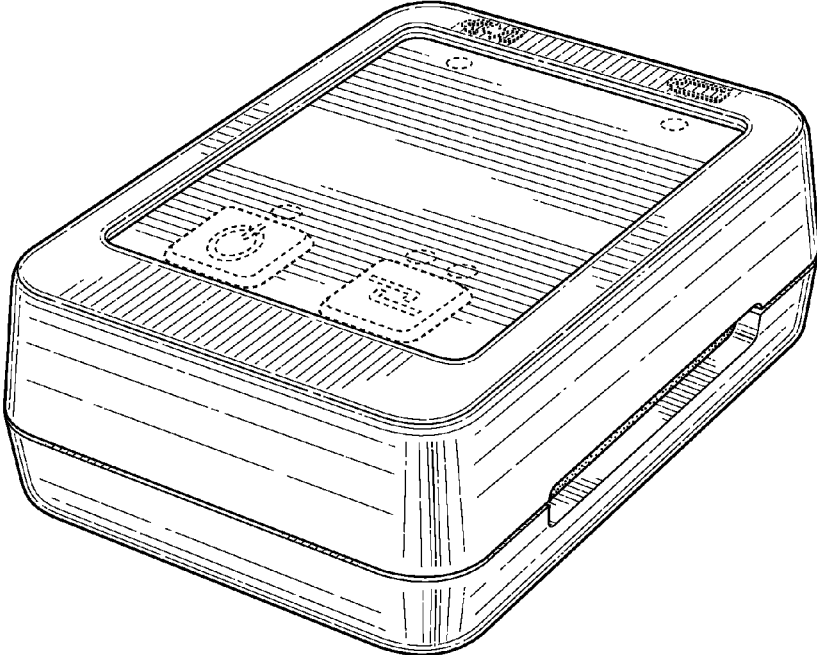


FIG. 1

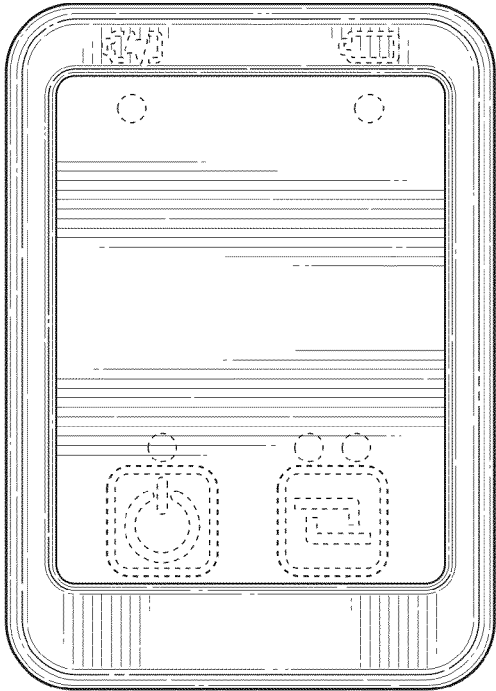


FIG. 2

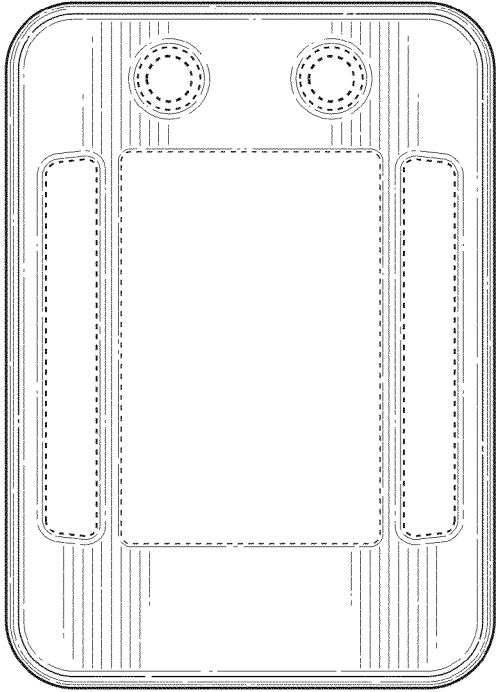


FIG. 3

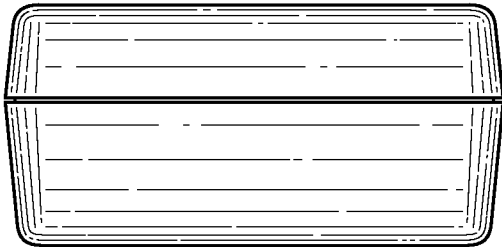


FIG. 4

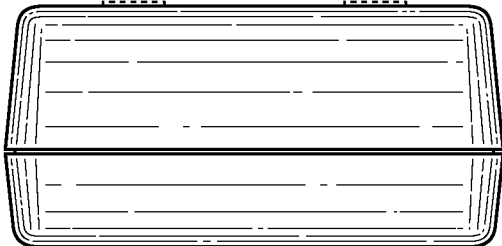


FIG. 5

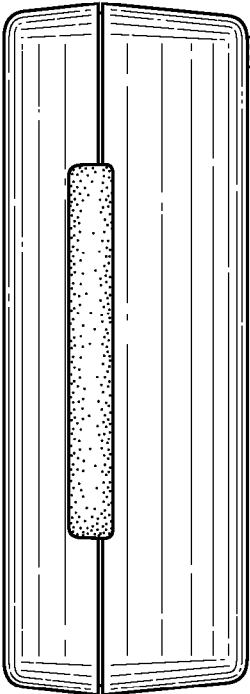


FIG. 6




FIG. 7